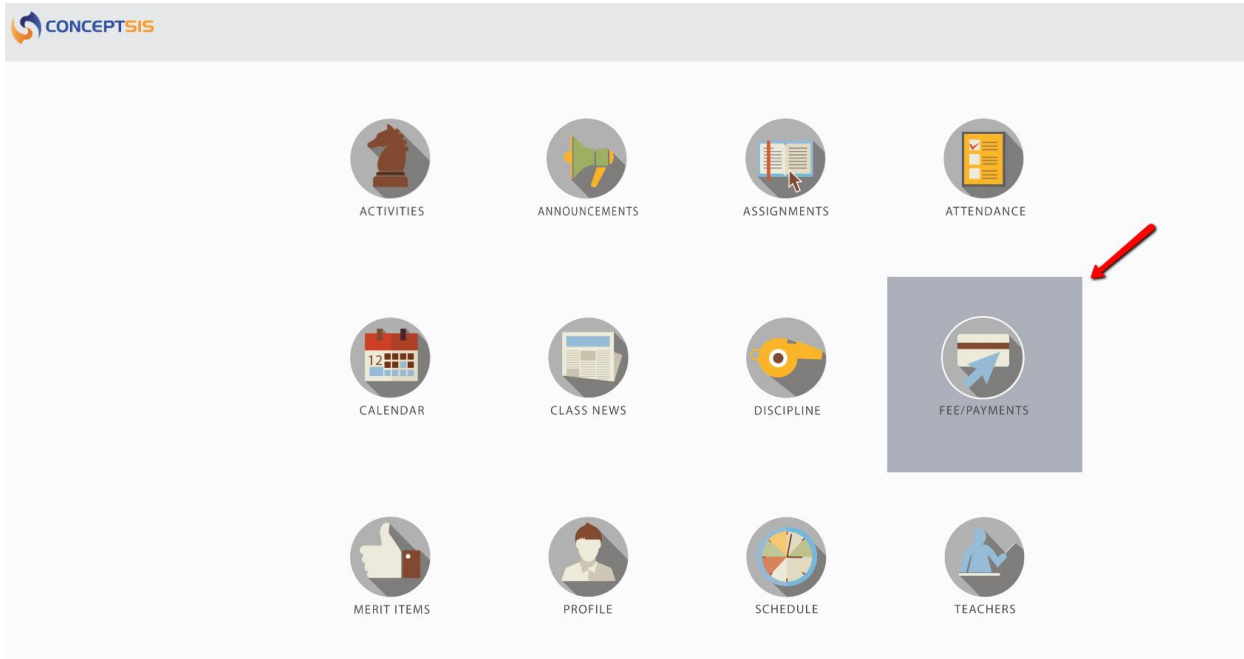


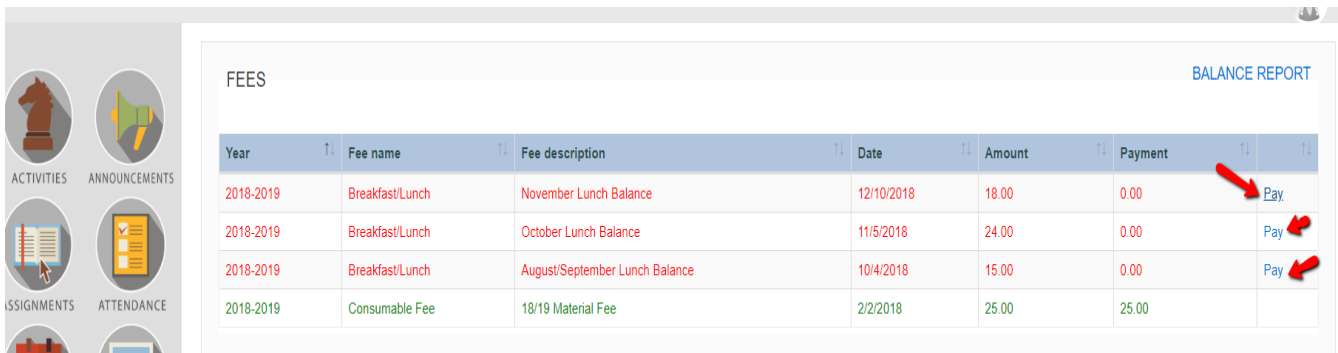
*“A School Where Dreams Come True!”*

Take a look at the new online payment feature from Concept Student Information System (CSIS). It’s four easy steps toward secure payments for any school fees!

Step 1: Log into your account and you will see the below screen. Next, click on the “Fee/Payments” icon.

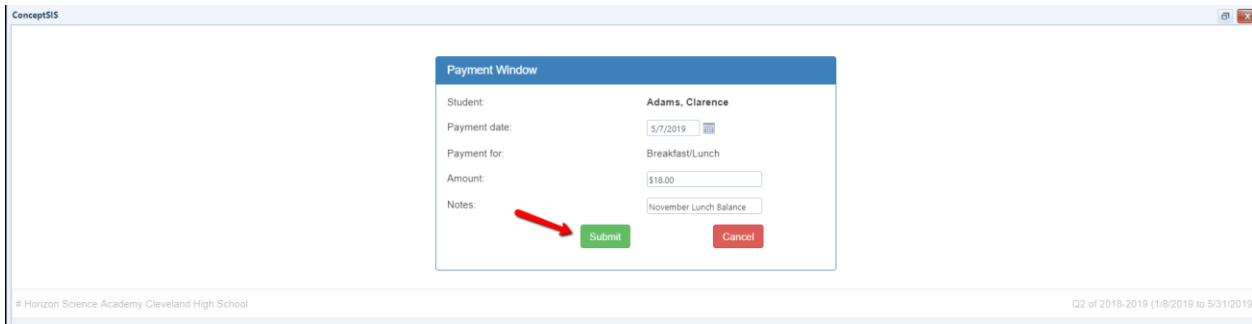


Step 2: If you have an outstanding fee, the “Pay” button will be appear on the right side of fee item. Next, click on the “Pay” button to make a payment.



Year	Fee name	Fee description	Date	Amount	Payment	
2018-2019	Breakfast/Lunch	November Lunch Balance	12/10/2018	18.00	0.00	Pay
2018-2019	Breakfast/Lunch	October Lunch Balance	11/5/2018	24.00	0.00	Pay
2018-2019	Breakfast/Lunch	August/September Lunch Balance	10/4/2018	15.00	0.00	Pay
2018-2019	Consumable Fee	18/19 Material Fee	2/2/2018	25.00	25.00	

Step 3- Verify the payment window has the correct charges that will be applied to the credit card.



ConceptSIS

Payment Window

Student: Adams, Clarence

Payment date: 5/7/2019

Payment for: Breakfast/Lunch

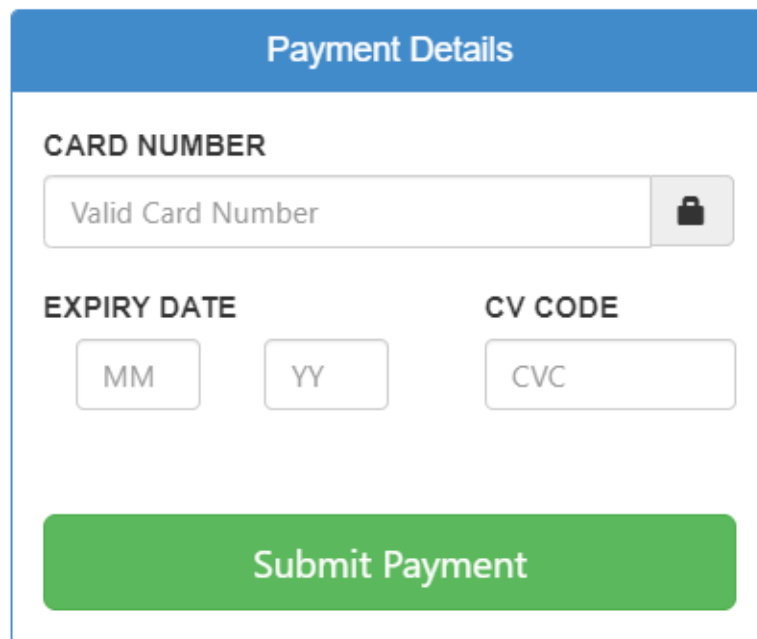
Amount: \$18.00

Notes: November Lunch Balance

Submit Cancel


# Horizon Science Academy Cleveland High School Q2 of 2018-2019 (1/8/2019 to 5/31/2019)

Step 4- Add credit card information and click “Submit Payment” button.



Payment Details

CARD NUMBER

Valid Card Number 

EXPIRY DATE

MM YY

CV CODE

CVC

Submit Payment

If you have any questions, contact our Family Connection Team at 440-282-4277!