



1st














Summer Packet





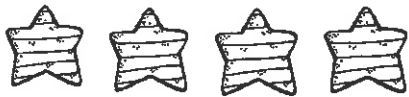








Summer Reading Log




Title and Author	Rating	I gave it this rating because
		
		
		
		
		
		
		
		
		
		
		

Summer Reading Log: Page 2

Title and Author	Rating	I gave it this rating because
		
		
		
		
		
		
		
		
		
		
		

Summer













Reading

B	I	N	G	O
Go outside and read	Check out a book from the library	Read in your pajamas	Read by a tree	Read 5 picture books
Read to an adult	Read a book someone else picks	Read aloud in a funny voice	Read on a Saturday	Read for 30 minutes
Read to your pet	Read on a rainy day	FREE SPACE	Read on a comfy chair	Read twice in one day
Read by a flashlight	Read your favorite book again	Read to a stuffed animal	Read for 20 minutes straight.	Read in the car
Read for ONE HOUR!	Read to someone on the phone	Read a book about animals	Read in the bathtub (no water, just blankets.	Buddy Read with a friend
Make a fort and read a book in it	Read to someone who can't read yet	Read at a park or playground	Read a joke book	Read two books by the same author

Websites for Learning

Program	Website	Curriculum Subjects	Access
PBS Kids	http://pbskids.org/	Reading and Math	Free
ABCya!	http://www.abcya.com/	Reading, Math, Other	Free
Starfall	http://www.starfall.com/	Reading, Math, School Skills	Free
Scootpad	http://www.scootpad.com	Math, ELA	Free for one grade level
Turtle Diary	https://members.turtlediary.com/	Reading, Math, Typing	Free unless interested in ad free
Spelling City	http://www.spellingcity.com/	Spelling	Free just for spelling
Funbrain	https://www.funbrain.com/	Reading, Math	free
Xtra Math	https://xtramath.org/#/home/index	Math (basic facts)	free
Reading Bear	http://www.readingbear.org/	Phonics, Vocabulary	free
Splash Math	http://splashmath.org	Math	Free 20 Questions a day
Math Game Time	http://www.mathgametime.com/	Math	free


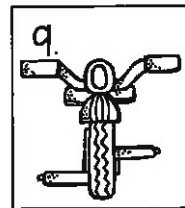
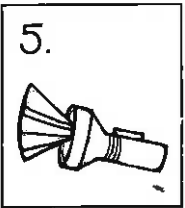
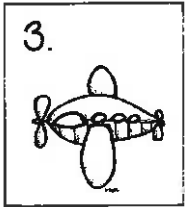
Apps for Learning

Program	App	Curriculum Subjects	Program	App	Curriculum Subjects
Fry Words		Reading (sight words)	Math Academy		Math
Scootpad		Reading and Math	Sushi Monster		Math
Hooked On Phonics		Reading	Todo Math		Math
Starfall		Reading and Math	Phonics Genius		Reading
ABCya!		Reading, Math, School Skills	Booksy: Learn to Read		Reading


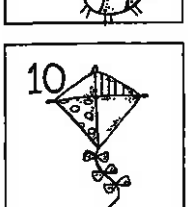

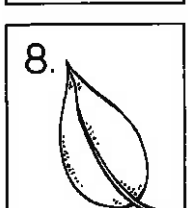
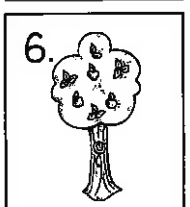
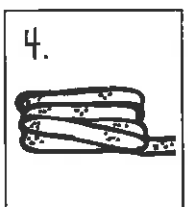

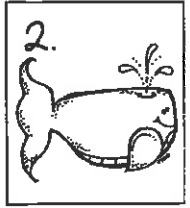
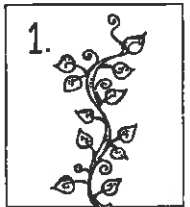
Phonics Summer Crossword Puzzle

(long vowels)

Across




Down



Summer Snack Shop

Draw a line to connect the with the correct amount of money. It may be helpful to count the amount of money and record that amount in each box.



6¢



\$2.25



85¢



\$1.57



72¢



\$1.23





98¢


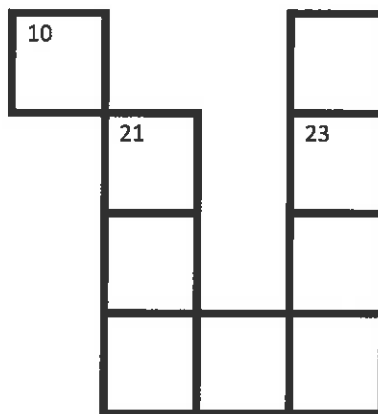

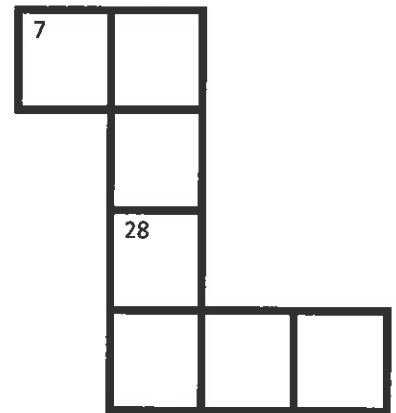
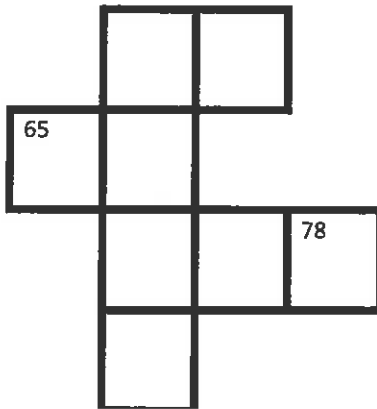
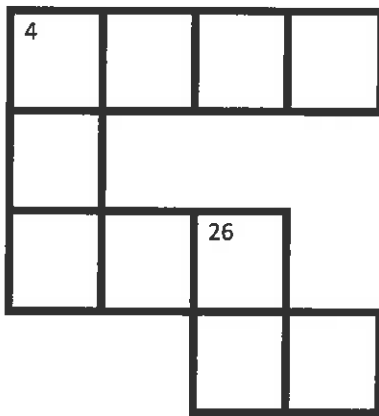
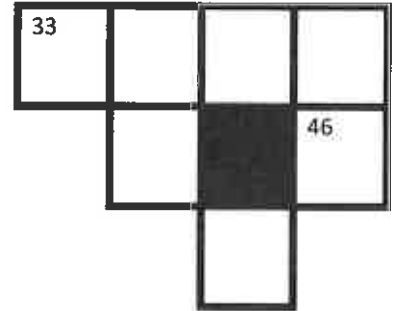
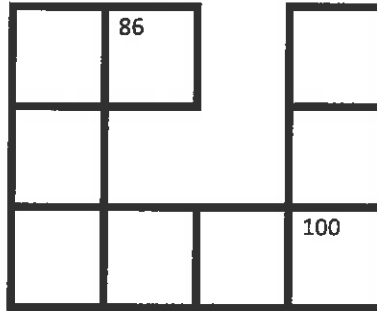
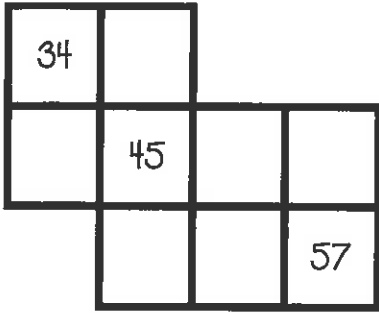
My Perfect Treehouse


Write a descriptive paragraph to finish this sentence:
When I build the perfect treehouse, it will include four spectacular features.

Handwriting practice lines consisting of multiple sets of solid top and bottom lines with a dashed midline.




Hundreds Chart Hopscotch





Warm Weather Word Endings



For each bolded word, circle the correct ed and ing ending for the verb.

walk

walk**ked**

walked

walk**king**

walking

Jump

jump**ed**

jump**ped**

jump**pping**

jump**ing**

camp

camp**ed**

camp**ped**

camp**ing**

camp**pping**

play

play**ed**

play**ed**

play**ing**

play**ing**

shine

sh**ined**

sh**inned**

sh**ining**

sh**ineing**

storm

st**ormed**

st**ormmed**

st**ormming**

st**orming**

hike

h**iked**

h**iked**

h**iking**

h**ikking**

skip

sk**iped**

sk**ipped**

sk**ipping**

sk**iping**

splash

spl**ashed**

spl**ashed**

spl**ashing**

spl**ashing**

rest

rest**ed**

rest**ed**

rest**ing**

rest**eing**

dive

div**ed**

div**ed**

div**ing**

div**ing**

Jog

jog**ged**

jog**ed**

jog**ging**

jog**eing**

sweat

sweat**ted**

sweat**ed**

sweat**ing**

sweat**ting**

cool

cool**ed**

cool**ed**

cool**ing**

cool**ing**

enjoy

en**joed**

en**joyed**

en**joying**

en**joing**

float

float**ted**

float**ed**

float**ing**

float**ting**

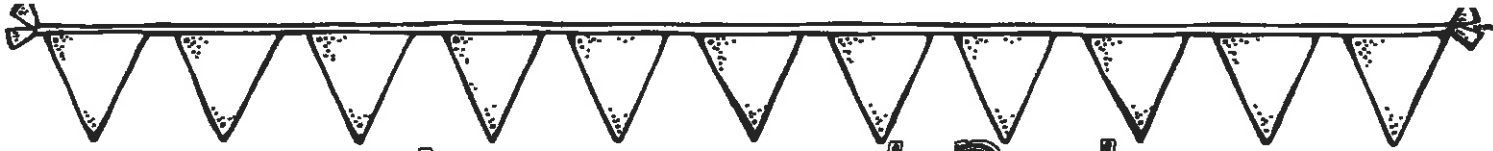
relax

relax**xed**

relax**ed**

relax**xing**

relax**ing**



Amusement Park Antonyms



Directions: Write the antonyms for the underline word in each sentence. You can use the words in the box for help.

sweet	tired	awesome	wonderful
tall	fun	bumpy	
scary	fast	hard	

Our trip to the amusement park was so boring. _____

The cotton candy tasted so salty. _____

My favorite ride was the super slow roller coaster. _____

We had an awful time on the bumper cars. _____

The Ferris wheel was so short. _____


The games at the amusement park were easy. _____

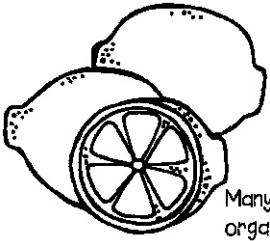
We had a horrible time riding the horses on the carousel. _____

I was so calm when I rode the giant roller coaster that went upside down.


The bumper cars were so smooth as we crashed into each other. _____

At the end of the day I was so awake after walking around all day long. _____





How to Host a Lemonade Stand



Many kids set up a lemonade stand in the summer to earn some extra money. Use the graphic organizer below to create a plan for hosting your own lemonade stand. Then use the lined paper on the next page to write out your plan as an informative essay.

Main Idea (Opening)

To start,

Then,

Next,

Finally,

Closing Sentence



Exploring Expanded Form Numbers

In the expanded form of a number, the number is shown according to the place values of its digits. The number 328 in expanded form is written as $300 + 20 + 8$.

Write the number from each expanded form.

1. $100 + 20 + 5 =$ _____

6. $100 + 40 + 7 =$ _____

2. $200 + 10 + 3 =$ _____

7. $200 + 20 + 6 =$ _____

3. $300 + 40 + 2 =$ _____

8. $300 + 70 + 5 =$ _____

4. $400 + 30 + 1 =$ _____

9. $400 + 50 + 2 =$ _____

5. $500 + 50 + 4 =$ _____

10. $500 + 70 + 9 =$ _____

Write the number from each expanded form.

11. $192 =$ _____ $+$ _____ $+$ _____

12. $265 =$ _____ $+$ _____ $+$ _____


13. $347 =$ _____ $+$ _____ $+$ _____

14. $442 =$ _____ $+$ _____ $+$ _____

15. $564 =$ _____ $+$ _____ $+$ _____

16. $319 =$ _____ $+$ _____ $+$ _____

17. $512 =$ _____ $+$ _____ $+$ _____



History of Bicycles

Bicycles have a long, interesting history. The first bicycle was developed more than two hundred years ago. Early bicycles, however, did not look like today's bikes.


One of the first bicycles was called the hobby horse. It was made of wood! People rode by pushing their feet along on the ground. Later, a bicycle that had pedals and metal tires was invented. It was not comfortable. It was called the boneshaker. Inventors kept working to make bicycles more comfortable.


Next, the high wheeler was developed. It had a very big wheel in the front. This bicycle was not easy to ride, because the rider sat high up on the bike. The rider could be badly hurt in a fall.


Then bicycles began to have two wheels that were the same size. Those bikes looked more like bicycles today. More than one hundred years ago, bicycles began to have rubber tires filled with air. That was a solution to the problem of a bumpy ride. The new tires made riding smoother.

Today, children's bicycles and racing bikes are popular. People ride bikes to get exercise. Bicycling is safer, too. Now people wear helmets, and bikes have reflectors on them.

1. What is the main idea of this article?
 - a. Bicycles have changed and gotten better in many ways since they were first developed.
 - b. The first bicycle was developed more than two hundred years ago.
 - c. Rubber tires are very important to bicycles today because they make riding smoother.
2. One problem with early bicycles was that they were bumpy to ride. What was used as the solution to this problem?
 - a. wooden bikes without pedals
 - b. bikes with metal tires and pedals
 - c. bikes with rubber tires filled with air
3. Why isn't the high wheeler bicycle used by many people today? Use evidence from the text to support your answer.







We Scream for Ice Cream



do you want to go to the ice cream shop

Handwriting practice lines consisting of a solid top line, a dashed middle line, and a solid bottom line.

we can ride our bicycles

Handwriting practice lines consisting of a solid top line, a dashed middle line, and a solid bottom line.

what is your favorite flavor

Handwriting practice lines consisting of a solid top line, a dashed middle line, and a solid bottom line.

I really love strawberry ice cream

Handwriting practice lines consisting of a solid top line, a dashed middle line, and a solid bottom line.

how many scoops do you want

Handwriting practice lines consisting of a solid top line, a dashed middle line, and a solid bottom line.

this ice cream is very tasty

Handwriting practice lines consisting of a solid top line, a dashed middle line, and a solid bottom line.


The Camping Trip

Lily and her brother Ryan went camping with their mom and dad. Ryan and Dad set up the tent while Lily and Mom collected sticks to start a bon fire. Once the tent was set up, they started a fire in the bon fire pit. Lily and Ryan looked for long pointy sticks to use for cooking hot dogs over the fire while the fire was heating up. They found four perfect sticks, one for each of them.

Lily and Ryan, and their mom and dad, each placed two hot dogs on their sticks. They held the hot dogs over the fire and turned the sticks slowly so every side of each hot dog was cooked. Then they put the hot dogs into buns and added Ketchup and mustard. The hot dogs were delicious. After they all enjoyed their hot dogs, Lily got out the marshmallows for dessert. They all roasted marshmallows over the fire until the marshmallows turned a nice shade of brown. Then they popped the yummy treats into their mouths. Sitting around the bon fire and eating marshmallows is Lily and Ryan's favorite part of camping.

With a crayon, underline the sentence where you can find the answer to each question.

1. What did Lily and Mom do while Ryan and Dad set up the tent? (Underline in red.)
2. What did they all cook over the bon fire to eat for dinner? (Underline in blue.)
3. What did Lily get out for dessert? (Underline in green.)
4. What is Lily and Ryan's favorite part of camping? (Underline in orange.)





Water Balloon Word Problems



Draw a picture to represent each word problem and then solve to find the answer.

Billy and his friend Brandon filled up 15 red water balloons and 9 blue water balloons. How many balloons did Billy and Brandon fill up in all?

_____ balloons

Layla had 12 water balloons. She gave 4 water balloons to her friend Katie. How many water balloons did she have left?

_____ balloons

Jayden was filling up 9 water balloons. Three of those balloons popped as he was tying them. How many water balloons did Jayden have left?

_____ balloons

The bin Amari is using to hold the balloons holds only 20 balloons. She already put 10 water balloons in the bin. How many more balloons can Amari add to the bin?

_____ balloons

Mariah threw a bunch of water balloons at her friends, Alana and Zaire. Four balloons hit Alana and seven balloons hit Zaire. How many water balloons did Mariah throw?

_____ balloons

each water balloon cost 5¢. Shane and his brother Steen bought 5 balloons. How much did the balloons cost in all?





The Perfect Sandcastle

Renee was making sandcastles on the beach with her friends, Divya and Morris. It was fun to shape wet sand with their hands, like dough. It was sunny outside but not too bright. The ocean waves lapping at Renee's feet felt nice.

As they played, Renee noticed something: none of their sandcastles looked like castles. Renee's sandcastle looked like upside-down ice cream cones. Divya's castles looked like wooden blocks, with little dents where she had shaped the blocks with her fingers. And Morris made castles that looked like a lot of snowmen huddled together. "Divya, Morris," Renee said. "None of our castles look like castles!" Divya and Morris laughed.

"You're right, Renee!" Morris said. "But so what? This is fun!"

"But wouldn't it be more fun if we could make a sandcastle that actually looked like a castle?" Renee said.

"Divya said, "I know how we could do it! My dad is an architect. Before the builders make a building, my dad draws it first."


Morris said, "That gives me an idea." He got up and kicked everybody's castles into the ocean.

"Hey, what are you doing?" Renee asked, laughing.

"Don't worry," Morris said. "I'll be right back!" He ran down the beach until he found a stick, then came back and held it out. "Who wants to draw our castle?"

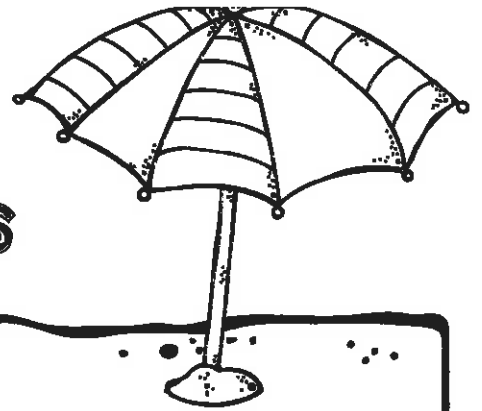
Renee and Divya smiled and looked at each other. "Divya, you've seen your dad do this—you should draw it!" Renee said.

1. What are Renee, Divya, and Morris making on the beach?
 - a. mud pies
 - b. deep holes
 - c. sandcastles
2. One problem in this passage is that the sandcastles Renee and her friends make do not look like castles. How do they solve this problem?
 - a. They build a new sandcastle, first drawing it in sand.
 - b. They ask Divya's dad to help them build a new sandcastle because he is an architect.
 - c. They all build sandcastles that look like upside-down ice cream cones.
3. The sandcastle built after making a drawing looks more like a real castle than the sandcastles built making a drawing. What can be concluded from this information?
 - a. Making a drawing before building a sandcastle results in a sandcastle that looks like a wooden block.
 - b. Making a drawing before building a sandcastle has the same result as not making a drawing before building.
 - c. Making a drawing before building a sandcastle results in a sandcastle that looks more like a real castle.






Blends and Digraphs



___ gn fly




sun ___ ine




___ oo p



___ nk ler




___ ark ler



___ ar




___ ower




___ ill



___ ee




___ ash light



___ ass




___ ow cone




fi ___



___ ash



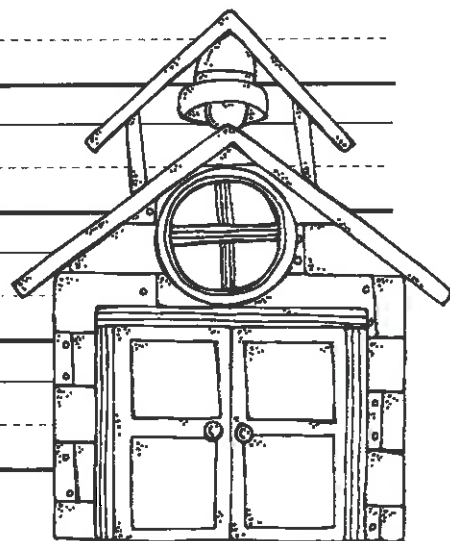
___ ab



___ ore

A Letter to My New Teacher

Dear Teacher,



Playing Catch

Kate and her brother Jake like to play catch. They play with baseballs, footballs and even tennis balls. They toss the balls back and forth in the yard all the time.


Sometimes they go to the park to have more space for throwing the balls farther. When it is raining out, they play catch in the basement. They use a tennis ball because it bounces off the basement walls.

Jake is going to soccer camp for a week this summer. Kate is sad because she won't have anyone to play catch with while he is gone.

The week before Jack leaves, they go to the park together. There is a girl tossing a ball in the air by herself. Kate and Jake invite her to play with them. Her name is Brooke. Kate is happy now that she has a new friend to play catch with while her brother is at camp.

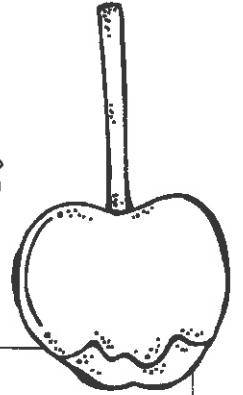
1. What do Kate and Jake play catch with?
 - a. Frisbees
 - b. balls
 - c. sticks
 - d. beanbags
2. Where do Kate and Jake go the week before he leaves for camp?
 - a. the pool
 - b. the school
 - c. the park
 - d. the beach
3. What type do they use to play catch with on rainy days?
 - a. pillows
 - b. soccer balls
 - c. apples
 - d. tennis balls
4. Who is tossing a ball in the air at the park?
 - a. Brooke
 - b. Brian
 - c. Kate
 - d. Benji





Sweet Summer Sums

Directions: The best addition strategy to use for the following problems is to add the whole tens (e.g. 60 + 20) and then add the two 1- digit numbers.



$$6 + 2 + 30 + 60 =$$

$$90 + 10 + 9 + 8 =$$

$$4 + 3 + 50 + 30 =$$

$$10 + 6 + 5 + 10 =$$

$$20 + 50 + 7 + 3 =$$

$$50 + 8 + 1 + 30 =$$

$$70 + 20 + 3 + 5 =$$

$$9 + 30 + 30 + 5 =$$

$$5 + 9 + 20 + 20 =$$

$$40 + 8 + 30 + 2 =$$

$$40 + 40 + 2 + 7 =$$

$$50 + 20 + 7 + 9 =$$

$$10 + 20 + 9 + 1 =$$


$$10 + 10 + 20 + 9 =$$


$$30 + 20 + 2 + 4 =$$

$$20 + 5 + 60 + 3 =$$

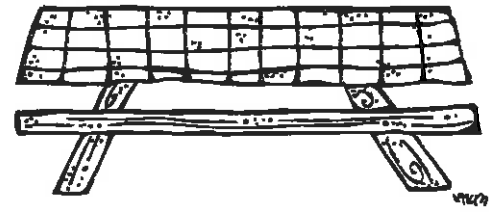
$$10 + 10 + 6 + 5 =$$

$$8 + 50 + 8 + 50 =$$





Backyard Picnic



Angela carried the tray to the backyard with Dad. Smoke curled in puffs from the grill. Angela sniffed. "Hot dogs! Yum!"

"Put the tray on the table, Angela," Dad said. "Then you can go into the house and get plates and cups." Angela walked to the table and placed the tray in the middle.

"Meow!" said Toes the dog. "Hi, Toes," she said. "We're having a picnic. Want to come?" "Ruff!" said Toes. Angela played with Toes for twenty minutes.

Grandpa and Grandma arrived, and then Aunt Marie and Uncle John. "Who's ready to eat?" Dad asked. "I'm ready!" said Angela.

Dad frowned. "Where are the plates and cups?" Angela looked around the yard. She was supposed to go into the house to get them, but she forgot when she saw her dog.

She ran to the house as fast as she could. She went in and the door slammed behind her. She scooped up the plates and cups from the kitchen table and ran back outside.

Then she took her plate to Dad, who was still at the grill.

"Hot dog, please! Thanks, Dad!"

Name the four people who came over to visit for the picnic?


In this story, Angela is...

- scared
- forgetful
- kind
- tired

How do you know this? _____

Angela forgot to bring out the plates and cups. Write about a time you have forgotten something and why you forgot it.





Fun & Fast Facts

	$\begin{array}{r} 15 \\ - 8 \\ \hline \end{array}$	$\begin{array}{r} 10 \\ + 8 \\ \hline \end{array}$	$\begin{array}{r} 14 \\ - 6 \\ \hline \end{array}$	$\begin{array}{r} 9 \\ + 8 \\ \hline \end{array}$	$\begin{array}{r} 10 \\ - 8 \\ \hline \end{array}$
$\begin{array}{r} 12 \\ - 8 \\ \hline \end{array}$	$\begin{array}{r} 14 \\ + 4 \\ \hline \end{array}$	$\begin{array}{r} 11 \\ - 9 \\ \hline \end{array}$	$\begin{array}{r} 7 \\ + 5 \\ \hline \end{array}$	$\begin{array}{r} 13 \\ - 7 \\ \hline \end{array}$	$\begin{array}{r} 12 \\ + 6 \\ \hline \end{array}$
$\begin{array}{r} 9 \\ + 9 \\ \hline \end{array}$	$\begin{array}{r} 15 \\ - 9 \\ \hline \end{array}$	$\begin{array}{r} 16 \\ + 4 \\ \hline \end{array}$	$\begin{array}{r} 14 \\ - 4 \\ \hline \end{array}$	$\begin{array}{r} 11 \\ + 8 \\ \hline \end{array}$	$\begin{array}{r} 14 \\ - 10 \\ \hline \end{array}$
$\begin{array}{r} 15 \\ - 6 \\ \hline \end{array}$	$\begin{array}{r} 13 \\ + 2 \\ \hline \end{array}$	$\begin{array}{r} 12 \\ - 8 \\ \hline \end{array}$	$\begin{array}{r} 16 \\ + 9 \\ \hline \end{array}$	$\begin{array}{r} 12 \\ - 7 \\ \hline \end{array}$	$\begin{array}{r} 20 \\ + 7 \\ \hline \end{array}$
$\begin{array}{r} 10 \\ + 15 \\ \hline \end{array}$	$\begin{array}{r} 13 \\ - 9 \\ \hline \end{array}$	$\begin{array}{r} 16 \\ + 8 \\ \hline \end{array}$	$\begin{array}{r} 14 \\ - 10 \\ \hline \end{array}$	$\begin{array}{r} 11 \\ + 7 \\ \hline \end{array}$	$\begin{array}{r} 14 \\ - 8 \\ \hline \end{array}$
$\begin{array}{r} 13 \\ - 4 \\ \hline \end{array}$	$\begin{array}{r} 12 \\ + 15 \\ \hline \end{array}$	$\begin{array}{r} 13 \\ - 6 \\ \hline \end{array}$	$\begin{array}{r} 21 \\ + 6 \\ \hline \end{array}$	$\begin{array}{r} 11 \\ - 7 \\ \hline \end{array}$	$\begin{array}{r} 12 \\ + 5 \\ \hline \end{array}$
$\begin{array}{r} 19 \\ - 5 \\ \hline \end{array}$	$\begin{array}{r} 22 \\ - 10 \\ \hline \end{array}$	$\begin{array}{r} 18 \\ + 11 \\ \hline \end{array}$	$\begin{array}{r} 30 \\ + 5 \\ \hline \end{array}$	$\begin{array}{r} 30 \\ - 5 \\ \hline \end{array}$	



Summer Memories

My favorite summer memory was when

Handwriting practice lines consisting of a solid top line, a dashed middle line, and a solid bottom line.

Handwriting practice lines consisting of a solid top line, a dashed middle line, and a solid bottom line.

Handwriting practice lines consisting of a solid top line, a dashed middle line, and a solid bottom line.

Handwriting practice lines consisting of a solid top line, a dashed middle line, and a solid bottom line.

Handwriting practice lines consisting of a solid top line, a dashed middle line, and a solid bottom line.

